

Tx Stampin' Sharon

Easy Elegant Christmas Cards

By Sharon Armstrong

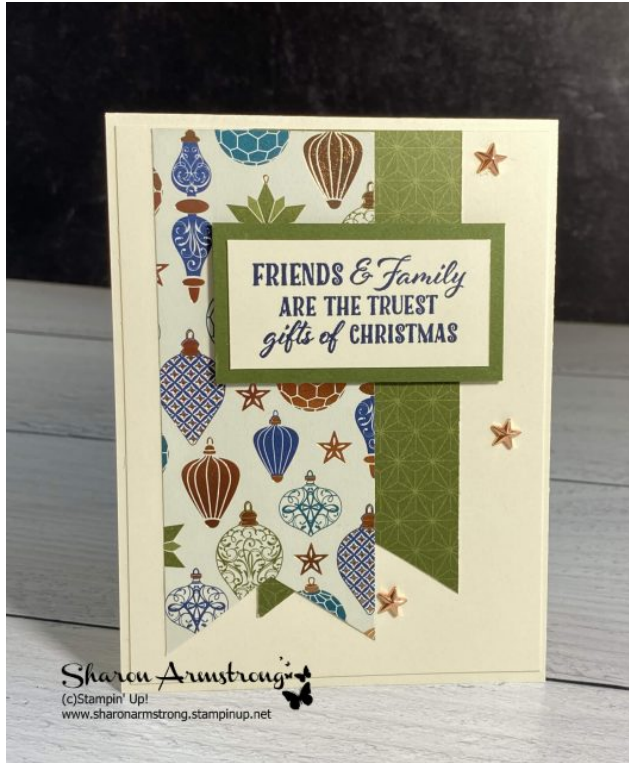
YouTube Link: <https://youtu.be/pXDPVljY6xM>



Measurements

- Very Vanilla Thick Cardstock - 5 1/2" x 8 1/2", scored and folded at 4 1/4"
- Night of Navy Cardstock - 4" x 5 1/4"
- Very Vanilla CS- 3 3/4" x 5"
- DSP - 2" x 5"
- Copper – 1/2" x 5"

Sharon Armstrong sharon@txstampin.com Website: www.sharonarmstrong.stampinup.net




Measurements

- Very Vanilla Thick Cardstock - 5 1/2" x 8 1/2", scored at 4 1/4"
- Mossy Meadow Cardstock - 1 1/2" x 2 3/4"
- DSP - 2" x 5" and 2" x 4 1/2"
- Sentiment layer - Very Vanilla - 1 1/4" x 2 1/2"
- Very Vanilla CS - 4" x 5 1/4"



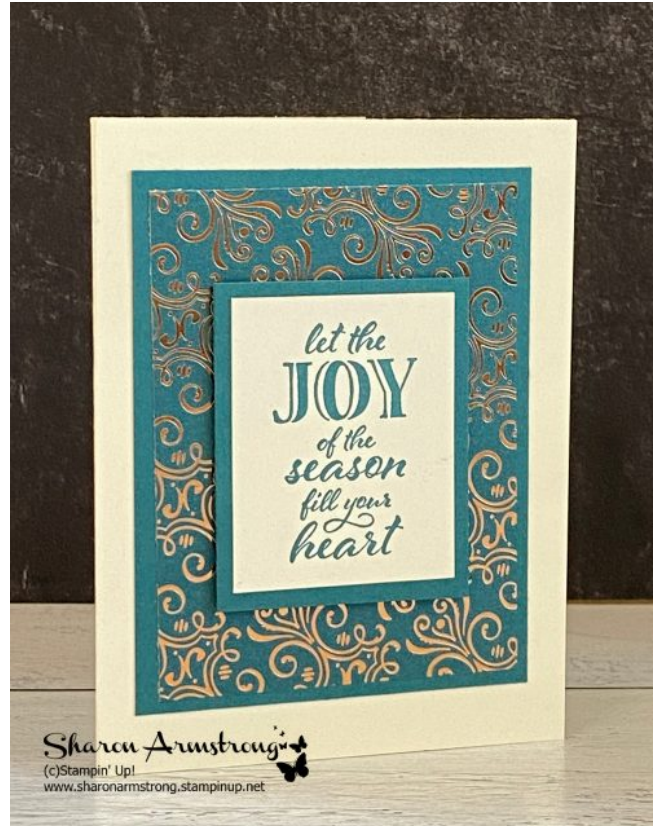
Measurements

- Very Vanilla Thick Cardstock - 5 1/2" x 8 1/2", scored at 4 1/4"
- Night of Navy Cardstock - 3 1/2" x 4 1/2"
- DSP - (4) 1" x 3 1/4"
- Sentiment layer - Very Vanilla - 3/4" x 2 1/4"
- Copper Foil - 1" x 2 1/2"



Measurements

- Mossy Meadow Cardstock - 5 1/2" x 8 1/2", scored at 4 1/4" and 1" x 2 1/2"
- DSP – 1 3/4" x 4 3/4"
- Very Vanilla Cardstock - (2) 4" x 5 1/4" and 3/4" x 2 1/4"
- Copper Foil - 2" x 5" and 1 1/4" x 2 3/4"



Measurements

- Very Vanilla Thick Cardstock - 5 1/2" x 8 1/2", scored at 4 1/4"
- Pretty Peacock Cardstock - 3 1/2" x 4 1/2" and 2 1/4" x 2 3/4"
- DSP - 3 1/4" x 4 1/4"
- Sentiment layer - Very Vanilla - 2" x 2 1/2"